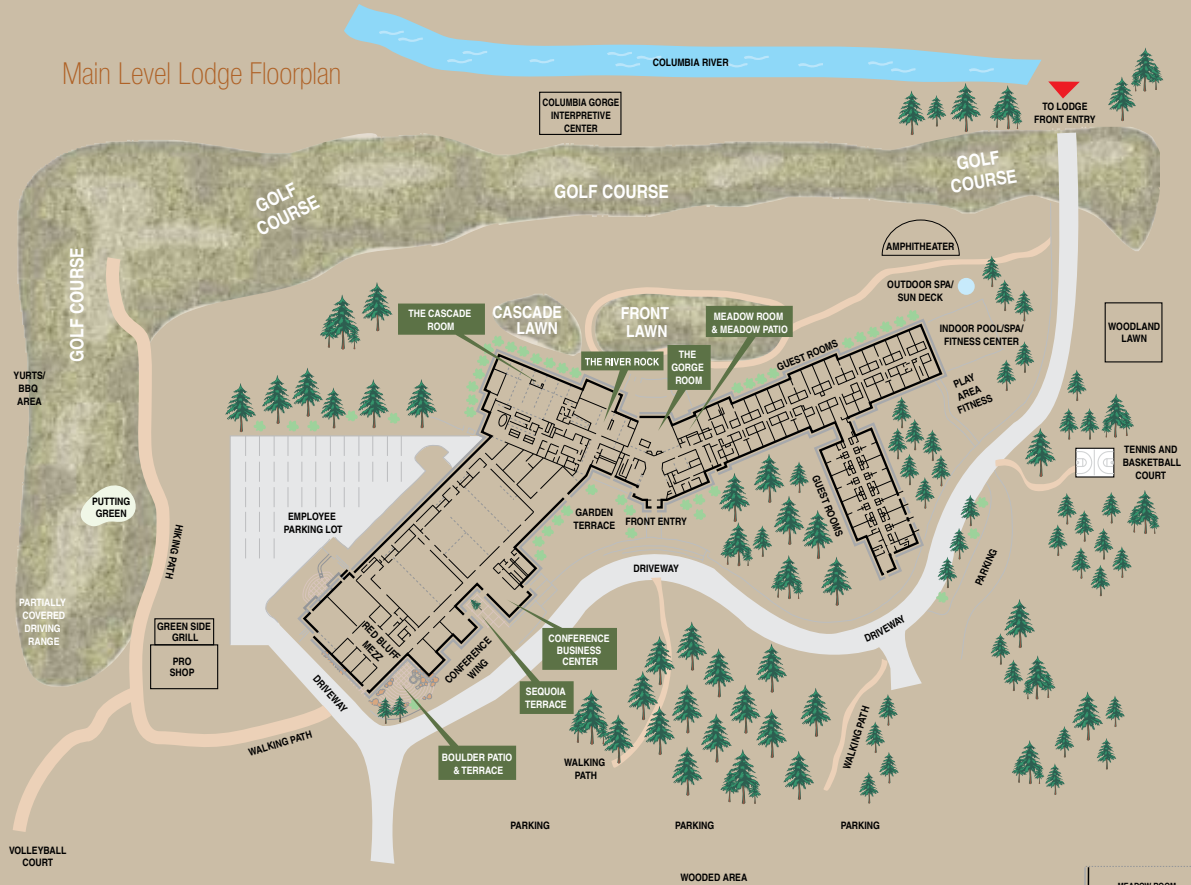
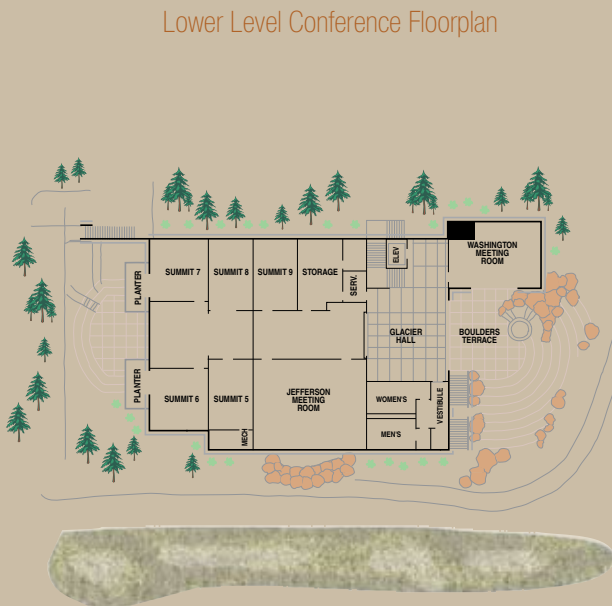


Skamania Lodge Floorplans

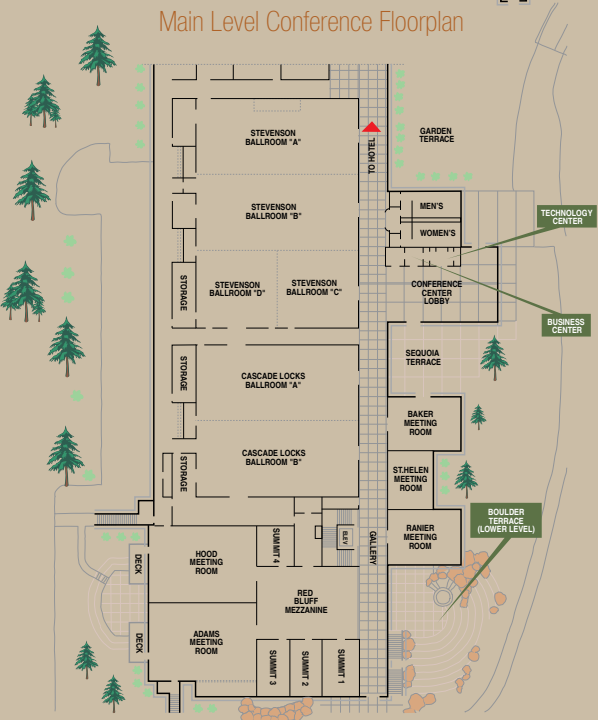
Main Level Lodge Floorplan



Lower Level Conference Floorplan



Main Level Conference Floorplan





Skamania Lodge Floorplans

Skamania Lodge is the premier conference facility in the area, offering 23 state-of-the-art meeting rooms spanning a total of more than 22,000 square feet of dedicated meeting, exhibit and banquet space. The Lodge can provide a room to meet the needs of any size meeting, from 250 square feet for intimate conferences or board meetings to 7,000 square feet to accommodate functions of up to 500 guests. We also offer over 30,000 square feet of seasonable open-air courtyards and other outdoor venues to take advantage of the area's mild temperatures and our spectacular views. Our on-site conference planners will coordinate even the finest details of your event and be with you every step of the way to ensure that all your needs are met. The Conference Center at the Lodge is certified by the International Association of Conference Centers (IACC), which ensures that you will receive a professional standard of service. Whether you're planning a small board retreat, a mid-sized sales seminar or a full-fledged national association meeting, the space, service and staff at Skamania Lodge will make your meeting both productive and memorable.

Meeting Rooms/Seating Capacity

Conference Center	Sq. Ft.	Dimensions	Ceiling Height	Classroom	HSquare	UShape	Conference	Theater	Reception	Rounds of 8
Main Level										
Stevenson Ballroom	6930	99' x 70'	14	350	N/A	N/A	N/A	750	600	432
Stevenson A	2310	33' x 70'	14	88	48	40	36	150	200	144
Stevenson B	2310	33' x 70'	14	88	48	40	36	180	200	144
Stevenson C	1155	33' x 35'	14	40	28	24	20	70	75	72
Stevenson D	1155	33' x 35'	14	40	28	24	20	70	75	72
Cascade Locks Ballroom	4620	66' x 70'	14	176	N/A	N/A	N/A	300	400	328
Cascade Locks A	2310	33' x 70'	14	88	48	40	36	150	200	144
Cascade Locks B	2310	33' x 70'	14	88	48	40	36	150	200	144
Meadow Board Room	416	26' x 16'	13	N/A	N/A	N/A	14	N/A	N/A	N/A
Conference Center Foyer	1128	23.5' x 48'	13	N/A	N/A	N/A	N/A	N/A	100	64
Baker	713	23' x 31'	10	24	20	20	18	30	30	40
St. Helens	460	23' x 20'	10	12	N/A	N/A	14	25	16	24
Rainier	713	23' x 31'	10	24	20	20	18	30	30	40
Summit 1	322	14' x 23'	10	N/A	N/A	N/A	14	20	14	N/A
Summit 2	322	14' x 23'	10	N/A	N/A	N/A	14	20	14	N/A
Summit 3	322	14' x 23'	10	N/A	N/A	N/A	14	20	14	N/A
Summit 4	256	16' x 16'	10	N/A	N/A	N/A	8	11	N/A	N/A
Hood	1472	32' x 46'	10	40	36	28	28	81	50	88
Adams	1654	32' x 46'	10	40	36	30	28	81	50	88
Red Bluff Mezzanine	1376	N/A	18	N/A	N/A	N/A	N/A	N/A	N/A	N/A
Lower Level										
Washington	713	23' x 31'	10	16	22	16	16	26	24	32
Jefferson	1170	30' x 39'	10	36	28	26	24	64	48	64
Summit 5	420	14' x 24'	10	N/A	N/A	N/A	14	16	14	N/A
Summit 6	400	20' x 20'	10	12	16	12	12	18	16	N/A
Summit 7	400	20' x 20'	10	12	16	12	12	18	16	N/A
Summit 8	336	14' x 24'	10	N/A	N/A	N/A	14	20	14	N/A
Summit 9	360	15' x 24'	10	N/A	N/A	N/A	14	20	14	N/A
Glacier Hall Foyer	2124	N/A	11	N/A	N/A	N/A	N/A	N/A	N/A	N/A
Seasonal Outdoor Venues										
Ampitheater	6900						N/A	750	500	250
Yurts Area	500						N/A	N/A	350	200
Boulders Terrace	690						N/A	N/A	30	32
Sequoia Terrace	1496						N/A	N/A	50	48
Meadow Room Patio	572						N/A	N/A	50	32
Garden Patio	1875						N/A	N/A	200	184
Front Lawn	20000						N/A	N/A	400	352
Woodland Lawn	5050						N/A	N/A	200	184
Cascade Lawn	7000						N/A	N/A	200	152